




ORANGE COUNTY REGIONAL HISTORY CENTER

TEACHER LESSON PLANS



**GRADES
6 – 12**

FIELD TRIP

FOR MORE INFO, CONTACT AMANDA PARISH WALTERS,
AT AMANDA.PARISHWALTERS@OCFL.NET
OR CALL 407-836-8376.



Field Trip Lesson Plans

CURRICULUM DESIGNED FOR YOU

Thank you for planning your field trip to the Orange County Regional History Center! This packet includes activities that can be done before or after your visit to the museum and aligns with state standards. We have ensured many of the activities include the use of technology to keep in sync with the digital classroom initiative.

TABLE OF CONTENTS

Digital Exhibit & Analysis Activity.....	3
Assessment.....	4
Activity Ideas.....	5
Standards and Websites.....	7

Digital Exhibit & Analysis

Standards

SS.6.W.1.3, SS.6.W.1.5, SS.6.W.1.4, SS.7.E.2.4, SS.8.A.1.2, SS.8.A.5.7, SS.8.A.5.8, SS.912.A.1.2, SS.912.A.2.1, SS.912.A.2.2, SS.912.A.2.5, SS.912.A.3.13, SS.912.A.6.1, SS.912.A.7.1 (see end of curriculum for full descriptions)

Materials

- Internet access for students
- Analysis worksheet (link included)
- pen or pencil
- paper (as needed)

Prep

1. View over the digital exhibits and photo exhibits from the State Library and Archives of Florida and select the exhibit that best fits your curriculum. Below are links to the exhibit home pages and the titles of the exhibits that best meet state standards for 6-12th grade.

www.floridamemory.com/exhibits/

Distant Storm: Florida's Role in the Civil War

Florida in World War II

bit.ly/flphotoexhibits

Florida Archaeology: Studying and Exploring 12,000 Years of Floridians

Florida Cigars: Artistry, Labor, and Politics in Florida's Oldest Industry

Racism and the Struggle for Civil Rights in Florida

Images of Florida's Black History

2. Print copies of the photo analysis worksheet, one copy per student. Download worksheet here: bit.ly/analysisworksheet

3. Add additional research questions or writing prompts as desired.

Directions

1. Discuss what archives are, how historians use them to research and interpret history, and how history relates to other social sciences.
2. Students will view over the selected exhibit(s).
3. Students will select one of the photographs and complete the photo analysis worksheet.
4. If applicable, complete additional research questions or writing prompts.

Assessment

Interactive Quizzing Tool

The following assessment tool can be used pre-lesson to determine the range of knowledge or as a quick summative review.

Materials


- Smartphone or tablet
- Plickers app
- Cardstock

Prep

- Download the free Plickers app. Available for Android and Apple devices.
- Set-up a Plickers account.
- Familiarize yourself with how Plickers works.
- Create a class and link card numbers to student names.
- Create questions to assess students on.
- Print a set of Plickers cards on cardstock.

Directions

1. Pass out the assigned cards to students.
2. Explain how Plickers works.
3. Assess students!



Activity Ideas

"Ipad" Worksheet

Inspired by technology, this paper "Ipad" activity, from Create Teach Share, is a great way to review material or serve as the medium for a small research project. Students can create symbols for their "apps" and provide information within the "app."

For a printable template, visit: bit.ly/29WAF4Y



Social Studies Manipulatives

Reach your visual learners with manipulatives created from historic images. Students can place photographs in chronological order, categorize by era, or connect cause and effect.

For information on how to use photographs as manipulatives, visit the blog Social Studies Success: <http://bit.ly/29REIDv>

For various online archives, see links in the DBQ activity below.



DBQ - Document Based Questions

Use archives to source documents for your DBQ assignments.

To enhance your process for developing DBQ material, the Social Studies Success blog provides a great step by step process here:

bit.ly/2ar1alk

For sources from Florida's state archives, visit:


www.floridamemory.com/

For local documents from the Orange County Regional History Center archives, visit:

www.thehistorycenter.pastperfectonline.com/

For general American History sources, visit:

www.digitalhistory.uh.edu/



Activity Ideas

Using Pinterest in the Classroom

Incorporate Pinterest into your curriculum with resources provided by the blog, What's New with Leah! Use classroom and/or library computers for students to create Pinterest boards for specific assignments and post articles and links relating to that topic. Can also be used as an extra credit activity if students have no access to computers during school hours. For more information on how to utilize Pinterest for social studies and to print the Pinterest Extra Credit Activity worksheet, visit:

bit.ly/2aeAjs9

Analysis Worksheets

To expose students to various types of historical sources and encourage them to think like historians, we've compiled a list of the best analysis worksheets from the National Archives.

Photograph: bit.ly/2aeGc8V

Artifact: bit.ly/2a77fkH

Written Document: bit.ly/2aeGc8V

Political Cartoon: bit.ly/2aHKCU4

Map: bit.ly/2aeGc8V

Motion Picture: bit.ly/2aHKCU4



PINTEREST Extra Credit Activity

Directions: Create a Pinterest Board for world history and a blog to accompany it. Here's what you'll need:

1. Create a World History Pinterest Board.
2. Design a creative cover to go along with it.
3. Email me a link to the board so that I can follow it. My email address: _____
4. For each unit, pin at least five articles or current events that relate to the topics under discussion.
5. For each unit, write a blog post explaining how each pin relates and why you chose it.
6. Include at least one picture in your blog post so that you can pin it, too.

Here is how you will be scored

Category	4	3	2	1
Pins	There are five pins for the unit, plus one pin to your blog post!	There are four pins for the unit, plus one pin to your blog post!	There are three pins for the unit, plus one pin to your blog post!	There are fewer than three pins for the unit and/or no pin to your blog post!
Pictures	The pinned pictures (and blog posts!) are mostly relevant to the unit and the pin.	The pinned pictures (and blog posts!) are mostly relevant to the unit and the pin.	The pinned pictures (and blog posts!) are not completely relevant to the unit and the pin.	The pinned pictures (and blog posts!) are not relevant to the unit and the pin.
Content	The content of each pin clearly relates to the unit.	The content of each pin relates to the unit.	The content of each pin somewhat relates to the unit.	The content of each pin does not relate to the unit.
Blog Post	The blog post is well-written and clearly explains how the pins relate to the unit.	The blog post is well-written and explains how the pins relate to the unit.	The blog post explains how the pins relate to the unit.	The blog post does not explain how the pins relate to the unit.
Quality	Taken as a whole, your pins and blog post communicate important information about the unit.	Taken as a whole, your pins and blog post communicate important information about the unit.	Taken as a whole, your pins and blog post generally communicate information about the unit.	Taken as a whole, your pins and blog post generally do not communicate information about the unit.

Earn up to 20 extra points for each unit!!!

© http://whatnewwithleah.blogspot.com/ 2016

Standards & Websites

Standards & Descriptions

SS.6.W.1.3 Interpret primary and secondary sources.

SS.6.W.1.5 Describe the roles of historians and recognize varying historical interpretations (historiography).

SS.6.W.1.4 Describe the methods of historical inquiry and how history relates to the other social sciences.

SS.7.E.2.4 Identify entrepreneurs from various gender, social, and ethnic backgrounds who started a business seeking to make a profit.

SS.8.A.1.2 Analyze charts, graphs, maps, photographs and timelines; analyze political cartoons; determine cause and effect.

SS.8.A.5.7 Examine key events and peoples in Florida history as each impacts this era of American history.

SS.8.A.5.8 Explain and evaluate the policies, practices, and consequences of Reconstruction (presidential and congressional reconstruction, Johnson's impeachment, Civil Rights Act of 1866, the 13th, 14th, and 15th Amendments, opposition of Southern whites to Reconstruction, accomplishments and failures of Radical Reconstruction, presidential election of 1876, end of Reconstruction, rise of Jim Crow laws, rise of Ku Klux Klan).

SS.912.A.1.2 Utilize a variety of primary and secondary sources to identify author, historical significance, audience, and authenticity to understand a historical period.

SS.912.A.2.1 Review causes and consequences of the Civil War.

SS.912.A.2.2 Assess the influence of significant people or groups on Reconstruction.

SS.912.A.2.5 Assess how Jim Crow Laws influenced life for African Americans and other racial/ethnic minority groups.

SS.912.A.3.13 Examine key events and peoples in Florida history as they relate to United States history.

SS.912.A.6.1 Examine causes, course, and consequences of World War II on the United States and the world.

SS.912.A.7.1 Identify causes for Post-World War II prosperity and its effects on American society.

**Does not include possible standards from the Activity Ideas - Analysis worksheets, using Pinterest, Social Studies Manipulatives, Ipad worksheet and DBQ.*

Full Web Links

Ipad Activity

bit.ly/29WAF4Y

<http://www.createteachshare.com/2016/05/social-studies-projects-for-end-of-year.html>

Social Studies Manipulatives

bit.ly/29REIDv

<http://socialstudiessuccess1.blogspot.com/2015/11/manipulatives-in-social-studies.html>

DBQ

bit.ly/2ar1alk

<http://socialstudiessuccess1.blogspot.com/2015/12/writing-your-own-dbq.html>

Using Pinterest in the classroom

bit.ly/2aeAjs9

<http://whatsnewwithleah.blogspot.ca/2015/08/pinterest-in-classroom-for-students.html>

Political Cartoon Analysis Worksheet

bit.ly/2asv5vl

http://www.archives.gov/education/lessons/worksheets/cartoon_analysis_worksheet.pdf

Map Analysis Worksheet

bit.ly/2a77fkH

http://www.archives.gov/education/lessons/worksheets/map_analysis_worksheet.pdf

Artifact Analysis Worksheet

bit.ly/2a8WeUe

http://www.archives.gov/education/lessons/worksheets/artifact_analysis_worksheet.pdf

Motion Picture Analysis Worksheet

bit.ly/2aHKCU4

http://www.archives.gov/education/lessons/worksheets/motion_picture_analysis_worksheet.pdf

Photograph Analysis Worksheet

bit.ly/2aefVVs

http://www.archives.gov/education/lessons/worksheets/photo_analysis_worksheet.pdf

Written Document Analysis Worksheet

bit.ly/2aeGc8V

http://www.archives.gov/education/lessons/worksheets/written_document_analysis_worksheet.pdf