



ORANGE COUNTY REGIONAL HISTORY CENTER

TEACHER LESSON PLANS



**GRADES
K – 2**

FIELD TRIP

FOR MORE INFO, CONTACT AMANDA PARISH WALTERS,
AT AMANDA.PARISHWALTERS@OCFL.NET
OR CALL 407-836-8376.



Field Trip Lesson Plans

CURRICULUM DESIGNED FOR YOU

Thank you for planning your field trip to the Orange County Regional History Center! This packet includes activities that can be done before or after your visit to the museum and aligns with state standards.

The activities you'll find in here were created with you in mind! We know that your day is jam packed and it's sometimes hard to squeeze in time to meet social studies standards. That's why we incorporated activities that are interdisciplinary with other subjects such as language arts. We have also ensured many of the activities include the use of technology to keep in sync with the digital classroom initiative.

TABLE OF CONTENTS

History Sources Activity.....	3
Assessment.....	6
Activity Ideas.....	9
Standards and Websites.....	10

History Sources

Standards

SS.K.A.1.2, SS.1.A.1.1, SS.K.A.2.1, SS.1.A.2.2, LAFS.K.W.1.3, LAFS.1.W.1.2, LAFS.2.W.1.1 (see end of curriculum for full descriptions)

Materials

- Internet Access
- Worksheet (included)
- Pencil
- Crayons, markers, or colored pencils

Prep

1. Browse through the photographs in the links below. School house images can be used for kindergarten-2nd grade. Timucuan and Seminole images are geared towards 2nd grade.

bit.ly/schoolhouse1

bit.ly/schoolhouse2

bit.ly/schoolhouse3

bit.ly/timucuan1

bit.ly/timucuan2

bit.ly/seminoles1

bit.ly/seminoles2

2. Print copies of the Primary Source Analysis worksheet, one per student.

Directions

1. Explain what a primary source is. Provide some examples. Let students know the images they are going to look at are primary sources. For 2nd grade, discuss secondary sources.
2. As a class, examine the photographs in the links. Read the title and the date of the photograph so students can begin to put the photographs into context.
3. Discuss the images. Sample questions may include: What is happening in this photo? Who do you think they are? How are they similar to you? How are they different from you? What do you think life was like back then and why? How are the Timucuan Native Americans and the Seminole Indians similar? How are they different?
4. Select a photograph for the students to fully examine. Go over the details provided on the website such as year and biographical notes. Students will complete the Photo Analysis worksheet.

Name _____

Date _____

Photo Analysis




Title of Photo



Use the boxes below to list and describe the people, object and activities in the photo.

People	Objects	Activities (what are they doing?)



Assessment

Primary and Secondary Sources

Recommended for 2nd grade.

Materials

- Primary and Secondary Sources worksheet (included)
- pen or pencil

Prep

- Print one copy of worksheet per student.

Directions

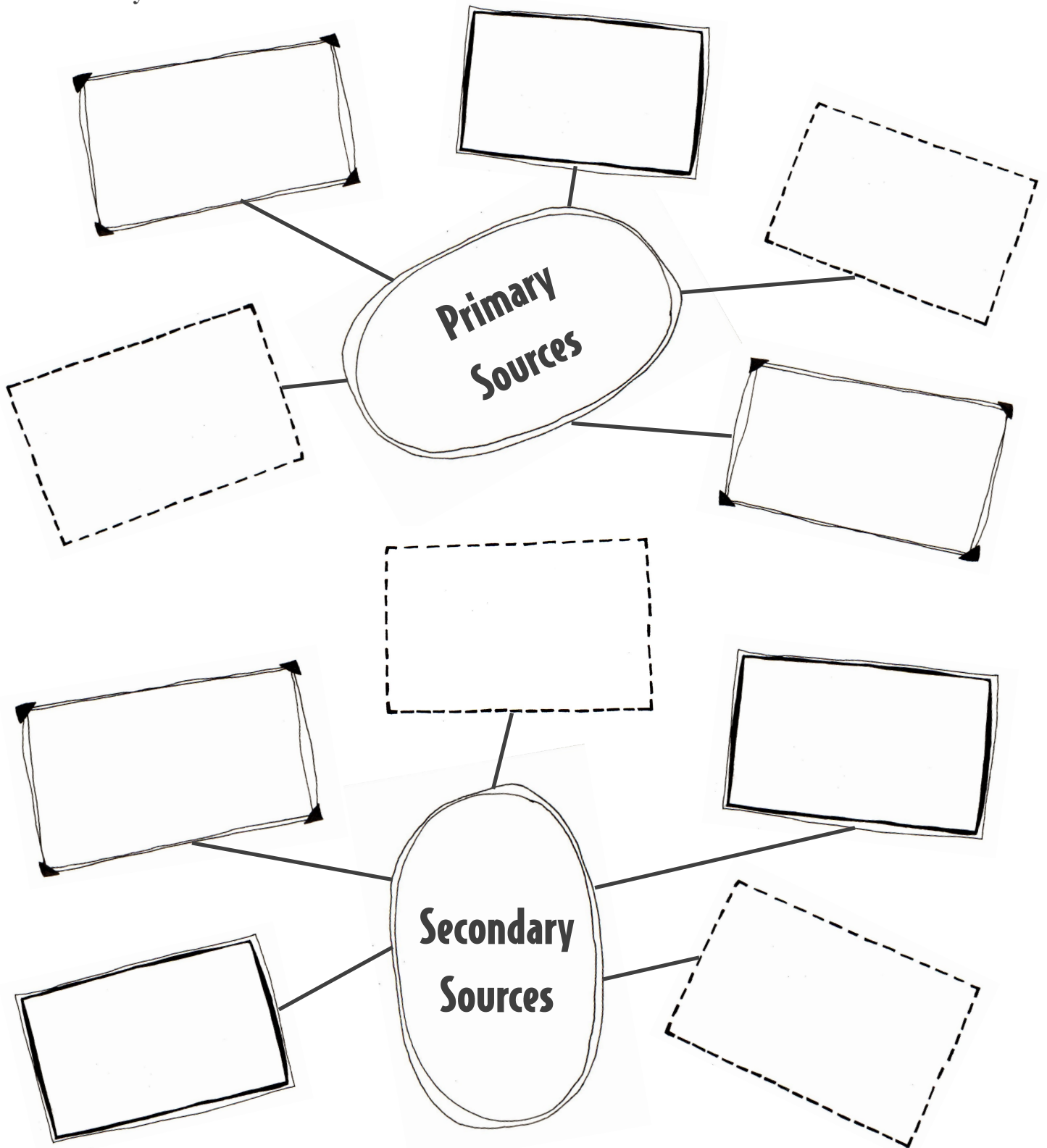
1. Use before lesson to determine the range of knowledge.
2. And/or use after lesson as a summative assessment to determine student mastery.

Name _____

Date _____

Primary & Secondary Sources

Directions: In the boxes, write down examples of primary sources and secondary sources.

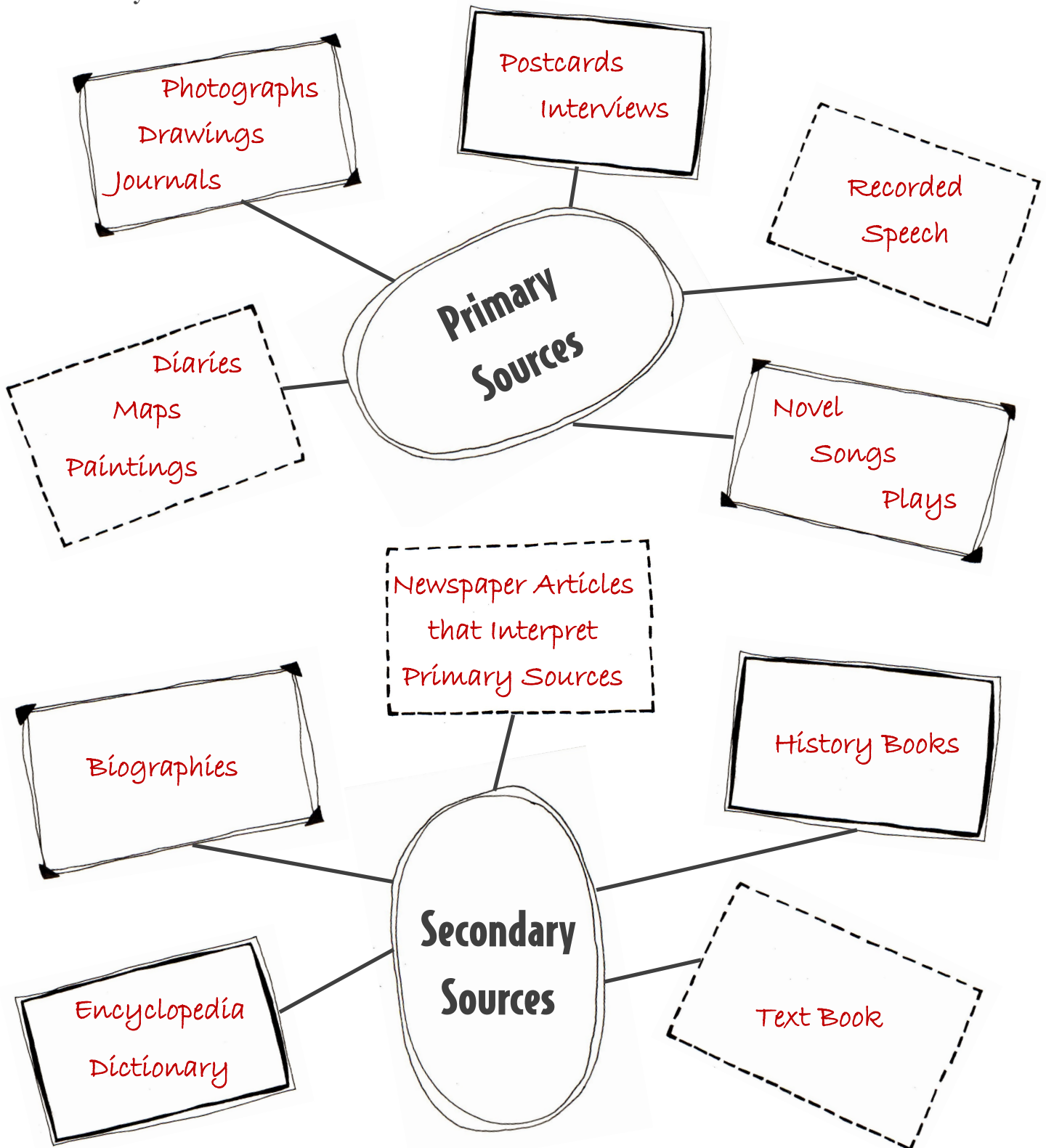


Name _____

Date _____

Primary & Secondary Sources Answer Key

Directions: In the boxes, write down examples of primary sources and secondary sources.



Activity Ideas

Instagram Worksheet

Students can share what they've learned with a fun Instagram inspired worksheet developed by Teach Create Motivate. Available here: bit.ly/2anJsPQ

"Ipad" Worksheet

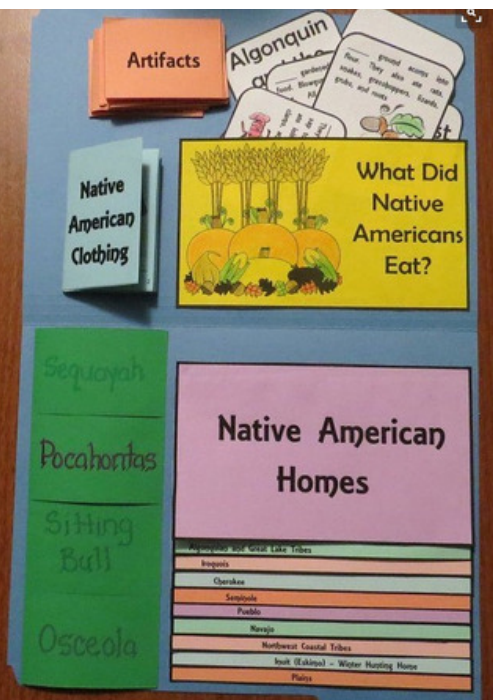

Inspired by technology, this paper "Ipad" activity from Create Teach Share is a great way to review material or serve as the medium for a small research project. Students can create symbols for their "apps" and provide information within the "app." For a printable template, visit: bit.ly/29WAF4Y

Native American Lap Book

Integrate Florida's Native American tribes like the Timucua, Seminoles, Calusa, and Apalachee into your Native American unit with a lap book. For a more detailed look into the activity, visit the Book Units Teacher blog at: bit.ly/29OLUPQ

Seminole Patchwork

Create Seminole patchwork with various geometric shapes cut from colored construction paper.



Standards & Websites

Standards & Descriptions

SS.K.A.1.2 Develop an awareness of a primary source.

SS.1.A.1.1 Develop an awareness of a primary source.

SS.K.A.2.1 Compare children and families of today with those in the past.

SS.1.A.2.2 Compare life now with life in the past.

SS.2.A.1.1 Examine primary and secondary sources.

LAFS.K.W.1.2 Use a combination of drawing, dictating, and writing to compose informative/explanatory texts in which they name what they are writing about and supply some information about the topic.

LAFS.1.W.1.2 Write informative/explanatory texts in which they name a topic, supply some facts about the topic, and provide some sense of closure.

LAFS.2.W.1.2 Write informative/explanatory texts in which they introduce a topic, use facts and definitions to develop points, and provide a conclusion statement or section.

**Standards do not include possible standards applicable to the Activity Ideas - Instagram worksheet, Ipad worksheet, Seminole patchwork and Native American lap book.*

Full Web Links

Florida Memory Images

[Bit.ly/schoolhouse1](https://www.floridamemory.com/items/show/27183)

<https://www.floridamemory.com/items/show/27183>

[Bit.ly/schoolhouse2](https://www.floridamemory.com/items/show/921)

<https://www.floridamemory.com/items/show/921>

[Bit.ly/schoolhouse3](https://www.floridamemory.com/items/show/26386)

<https://www.floridamemory.com/items/show/26386>

[Bit.ly/timucuan1](https://www.floridamemory.com/items/show/254213)

<https://www.floridamemory.com/items/show/254213>

[Bit.ly/timucuan2](https://www.floridamemory.com/items/show/254230)

<https://www.floridamemory.com/items/show/254230>

[Bit.ly/seminoles1](https://www.floridamemory.com/items/show/4312)

<https://www.floridamemory.com/items/show/4312>

[Bit.ly/Seminoles2](https://www.floridamemory.com/items/show/12453)

<https://www.floridamemory.com/items/show/12453>

Instagram Worksheet

https://drive.google.com/file/d/0B6sexMICX_L2d0FxS3BIRIJSWDA/view

<https://www.bloglovin.com/blogs/iteach-third-13897747/using-social-media-to-assess-learning-4772621853>

Native American Lap Book

[bit.ly/29OLUPQ](http://bookunitteacher.com/wp/?p=826)

<http://bookunitteacher.com/wp/?p=826>

Ipad Worksheet

[bit.ly/29WAF4Y](http://www.createteachshare.com/2016/05/social-studies-projects-for-end-of-year.html)

www.createteachshare.com/2016/05/social-studies-projects-for-end-of-year.html