




ORANGE COUNTY REGIONAL HISTORY CENTER

TEACHER LESSON PLANS



GRADES
K-1

COW & HORSE

HISTORY ON THE GO

FOR MORE INFO, CONTACT AMANDA PARISH WALTERS,
AT AMANDA.PARISHWALTERS@OCFL.NET
OR CALL 407-836-8376.



Cow & Horse Lesson Plans

CURRICULUM DESIGNED FOR YOU

Thank you for planning your History on the Go play with the Orange County Regional History Center! This packet includes activities that can be done before or after our visit and aligns with state standards.

The activities you'll find in here were created with you in mind! We know that your day is jam packed and it's sometimes hard to squeeze in time to meet social studies standards. That's why we incorporated activities that are interdisciplinary with other subjects such as language arts. We have also ensured many of the activities include the use of technology to keep in sync with the digital classroom initiative.

TABLE OF CONTENTS

Pioneer Farm Animal Activity.....	2
Assessment.....	4
Activity Ideas.....	5
Standards and Websites.....	6

Pioneer Farm Animal

Standards

SC.1.L.16.1, SC.1.L.17.1, LAFS.K.W.1.2, LAFS.1.W.1.2 (see end of curriculum for full descriptions)

Materials

- Internet access OR books on farm animals
- Pioneer Farm Animal worksheet (included)
- Crayons and/or markers
- Pencil

Prep

- Select farm animal books if students will not use the internet for research.
- Make copies of the Pioneer Farm Animal worksheet, 1 per student.

Directions


1. Students will use the internet or selected books to research an animal they would find on a pioneer settlement.
2. After researching, students will complete the Pioneer Farm Animal worksheet.

Name _____

Date _____

My Pioneer Animal

Draw a picture of your pioneer farm animal as a baby with its parent.



Write about what your animal needs to live.

A large rectangular box with a double-line border and small circles at the corners, intended for writing about what the animal needs to live.

Assessment

Interactive Quizzing Tool

Kahoot is a fun assessment tool that can utilize any device with internet access.

Materials

- Devices with internet access (computer, cellphone, or tablet). Can use students own devices or classroom assigned tablets and/or computers.
- Smartboard or computer to projector hook-up.

Prep

1. Create an account at www.getkahoot.com
2. Review how to play. We've created an example to show how you can incorporate images into questions for little learners who may not be able to read all the text yet (link below).
bit.ly/kahootexample
3. Create an assessment.

Directions

There's two ways you can play Kahoot with your students. If you feel your students are able to handle their own devices and play Kahoot traditionally, then follow the directions on the website.

If you feel it may be too complicated for your students to handle their own device, you can play the game in preview mode. The students will be able to see the questions and you'll be able to select their answers all from your computer or Smartboard. To play this way, follow the step-by-step instructions below.



1. On your dashboard page, at the top left hand corner, click on My Kahoots.





2. Click on the name of the assessment.

Created by me (2) My Favourites (0) Shared with me (0)

Search Title, subject, tag or username All audiences All Kahoots! Search


More actions

-  **Cow and Horse Kahoot Example**
by historycenter 21 minutes ago
Quiz 2 questions Public **Play** 2 Favourite 0 Share 0
-  **First Contact: La Florida**
by historycenter 1 week ago
Quiz 10 questions Public **Play** 2 Favourite 0 Share 0

More actions

3. Click on Preview.

Back



Cow and Horse Kahoot Example Edit

Example of an assessment you can create for the Cow and Horse

Play **Preview** Favourite Duplicate

Share f t p g+ e

Or, copy & share this link: <https://play.kahoot.it/#/k/90525983-7497-40d5-ad0>


Visibility: Public Created: 29 minutes ago By: historycenter Audience: School Language:

2 Questions 2 Plays 2 Players 0 Favourites

This is the view you'll see on your Smartboard. Instead of students having a device to answer the questions, you'll click on the answers for them on the right hand side cell phone.

True or False: Pioneers ate snakes!

12



Skip

0 Answers

▲ True

◆ False

PIN: 524165 2 of 2

awesome 751


The image shows a Smartboard interface for a quiz. At the top, the question is "True or False: Pioneers ate snakes!". On the left, a purple circle contains the number "12". In the center, there is a cluster of colorful cartoon snakes. On the right, a blue "Skip" button is visible, and below it, the text "0 Answers" is displayed. At the bottom, there are two large buttons: a red one with a white triangle and the word "True", and a blue one with a white diamond and the word "False". To the right of the Smartboard is a smartphone displaying the same quiz interface. The phone screen shows the PIN "524165" and "2 of 2" at the top. It features the same red and blue buttons with the triangle and diamond symbols. At the bottom of the phone screen, the word "awesome" is displayed next to a score of "751".

Activity Ideas

Cow Branding Coloring Sheet

In the Cow and Horse puppet show, Buckaroo and Cowabunga talked about why it was important for pioneers to brand their cattle.

Print out the cow coloring sheet from Best Coloring Pages for Kids and have students color and create their own brand. Print from: bit.ly/2aPltHN



Butter-making

Make butter in your classroom! Eat with crackers or bread for a fun pioneer activity. Visit Playdough to Plato for a how-to:

bit.ly/2aAdxwJ

Animal Report

This free download from Teachers Pay Teachers is a great handout for use in conducting an animal research project. Available here:

bit.ly/2afmo6y

Dry Erase Writing Prompts

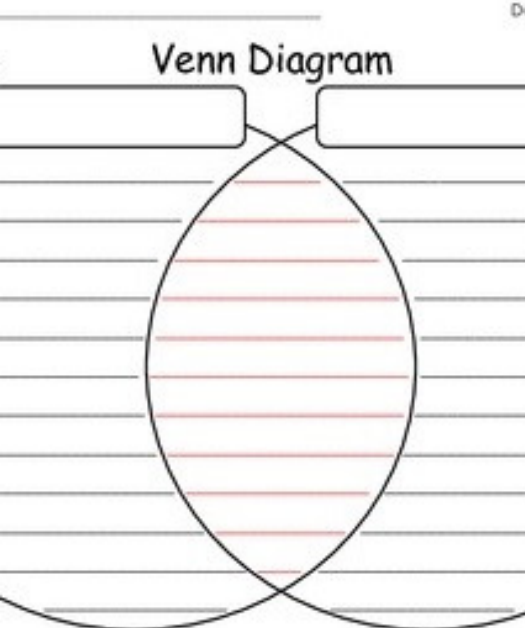
Find images that relate to animals or Florida animals that your students are learning about and make laminated, dry erase writing prompts inspired by the A Day in First Grade blog, viewable here:

bit.ly/2aD4JDO

Animal Compare & Contrast

Students can compare and contrast animals with this easy to use, free download from Teachers Pay Teachers, available here:

bit.ly/2aD4JDO



Report by: _____

Bird Fish Insect Mammal Reptile

Animal Facts:

Height/Size _____

Weight _____

Color _____

It has Fur/Feathers/Skin _____

What it Eats _____

Where it Lives _____

Predators _____

Lifespan _____

Three Interesting Facts About My Animal

1	2	3
---	---	---

Standards & Websites

Standards & Descriptions

Possible Show Standards

TH.K.C.2.1 Respond to a performance and share personal preferences about parts of the performance.

TH.K.H.3.1 Describe feelings related to watching a play.

TH.1.C.1.2 Draw a picture from a favorite story and share with the class why the scene was important to the story.

Activity Standards

SC.1.L.16.1 Make observations that plants and animals closely resemble their parents, but variations exist among individuals within a population.

SC.1.L.17.1 Through observation, recognize that all plants and animals, including humans, need the basic necessities of air, water, food, and space.

LAFS.K.W.1.2 Use a combination of drawing, dictating, and writing to compose informative/explanatory texts in which they name what they are writing about and supply some information about the topic.

LAFS.1.W.1.2 Write informative/explanatory texts in which they name a topic, supply some facts about the topic, and provide some sense of closure.

Does not include possible standards for Activity Ideas - cow branding coloring sheet, butter-making, animal research report, dry erase writing prompts and animal compare and contrast.

Full Web Links

Cattle Branding Coloring Sheet

bit.ly/2aPltHN

<http://www.bestcoloringpagesforkids.com/wp-content/uploads/2013/07/Cow-Color-Pages.gif>

Compare and Contrast Animals

<http://bit.ly/2aD4JDO>

<https://www.teacherspayteachers.com/Product/FREEBIE-Venn-Diagram-wlines-908461>

Butter-Making

bit.ly/2aAdxwJ

<http://www.playdoughtoplato.com/how-to-make-butter-in-a-jar/>

Dry Erase Writing Prompts

bit.ly/2aiGUi0

<http://adayinfirstgrade.com/2014/06/when-to-launch-next-daily-5-with-focus.html>

Animal Research Report

bit.ly/2afmo6y

<http://makinglemonadeinsecondgrade.blogspot.com/2013/04/animal-diorama-rama-and-freebie.html>