



ORANGE COUNTY REGIONAL HISTORY CENTER

TEACHER LESSON PLANS



**GRADE 3
& UP**

First Contact: La Florida

HISTORY ON THE GO

FOR MORE INFO, CONTACT AMANDA PARISH WALTERS,
AT AMANDA.PARISHWALTERS@OCFL.NET
OR CALL 407-836-8376.



La Florida Lesson Plans

CURRICULUM DESIGNED FOR YOU

Thank you for planning your History on the Go play with the Orange County Regional History Center! This packet includes activities that can be done before or after our visit and aligns with state standards.

The activities you'll find in here were created with you in mind! We know that your day is jam packed and it's sometimes hard to squeeze in time to meet social studies standards. That's why we incorporated activities that are interdisciplinary with other subjects such as language arts. We have also ensured many of the activities include the use of technology to keep in sync with the digital classroom initiative.

TABLE OF CONTENTS

Le Moyne Story Cube Activity.....	2
Assessment.....	4
Activity Ideas.....	5
Standards and Websites.....	6

Le Moyne Story Cube

Standards

SS.4.A.3.1, LAFS.4.W.1.3, LAFS.4.W.2.4, LAFS.4.RI.1.3 (see end of curriculum for full descriptions)

Materials

- Internet access
- Smartboard or computer to projector hookup
- Reading passage (link included)
- Cube handout (included)
- Glue stick
- Scissors
- Paper; lined for writing, blank for printing copies
- Pencil
- Optional: card stock

Prep

1. Make copies of the Jacques Le Moyne reading passage, one copy per student or group. Print from the link below:

bit.ly/lemoynefl

2. Make copies of cube handout, 1 per student. Works better if printed on card stock.

3. Make an example of the story cube for students to see.

4. Review over images of Theodor de Bry's engravings of watercolors done by Jacques Le Moyne de Morgues. Images are the same images on the cube handout.

www.floridamemory.com/items/show/254215

www.floridamemory.com/items/show/254217

www.floridamemory.com/items/show/254315

www.floridamemory.com/items/show/254316

www.floridamemory.com/items/show/254321

Directions

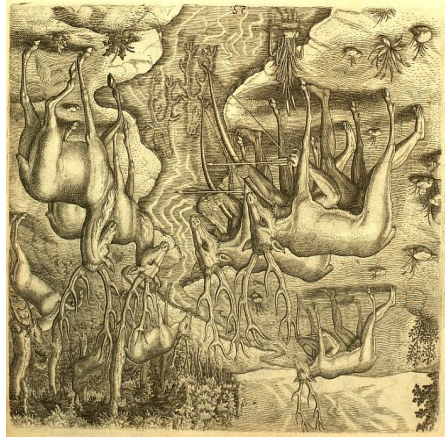
1. Read the Jacques Le Moyne de Morgues reading passage.

2. As a class, analyze the images from Florida Memory. Discuss what is happening in each picture and how it provides insight into the life ways of the Timucua - what they wore, ate, how they played, type of housing, etc.

3. Cut out and assemble the story cube.


4. Using the cube, students will write a narrative story. With each roll of the cube, students will write several sentences per image. Encourage students to use descriptive and transitional words and to draw upon information from the reading passage and Florida Memory when applicable.

Glue Under




Glue Under

Glue Under



Glue Under

Glue Under



Glue Under

Glue Under

Assessment

Interactive Quizzing Tool

The following assessment tool can be used before and after the play to assess knowledge gained. For the First Contact: La Florida play, we developed questions specific to the content covered. However, this is a great tool for assessing not only social studies, but other subjects as well. It's a game that earns students points as they answer questions correctly. The faster they answer, the more points they receive. The game is teacher paced so you can discuss answers between questions.

Materials

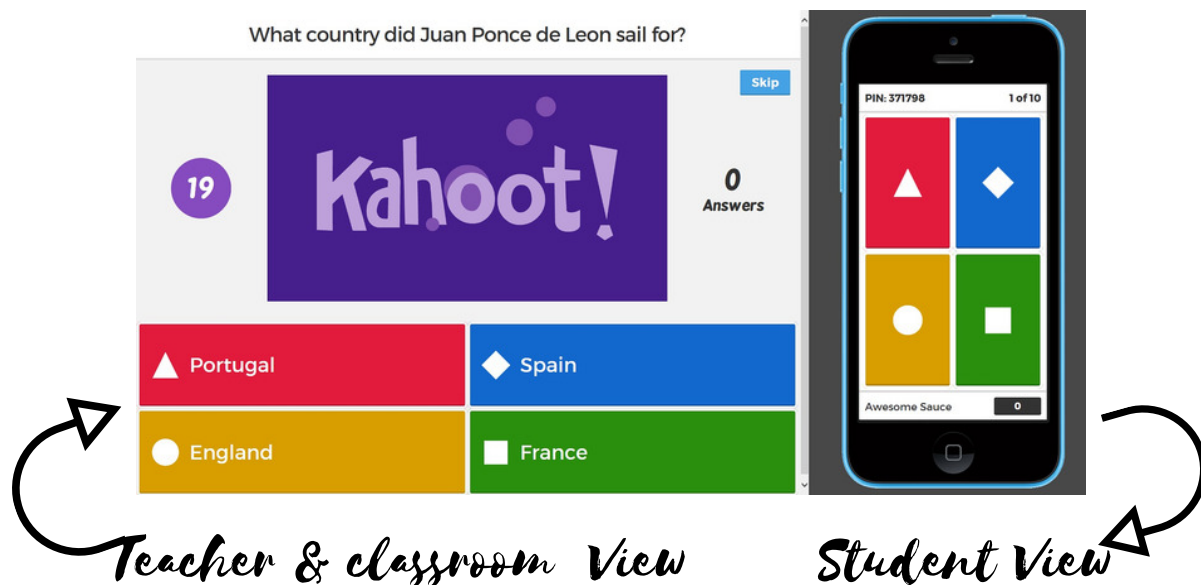
- Devices with internet access (computer, cellphone, or tablet). Can use students own devices or classroom assigned tablets and/or computers.
- Smartboard or computer to projector hook-up.

Prep

1. Create an account at www.getkahoot.com
2. Review how to play and look at the game created by the History Center ([link below](http://link.below)).
bit.ly/kahootgameleon

Directions

1. Open up the game web link. Sign-in and click play to initiate the game. Game pin is visual on the board. Students will enter the game pin into their device. They will be prompted to create a player or team name.
2. Explain how to play Kahoot.
3. Play and have fun!



Activity Ideas

Instagram Worksheet

Students can share what they've learned with a fun Instagram inspired worksheet developed by Teach Create Motivate. Available here:

bit.ly/2anJsPQ

"Ipad" Worksheet

Inspired by technology, this paper "Ipad" activity, from Create Teach Share, is a great way to review material or serve as the medium for a small research project. Students can create symbols for their "apps" and provide information within the "app." For a printable template, visit:

bit.ly/29WAF4Y

La Florida Jeopardy

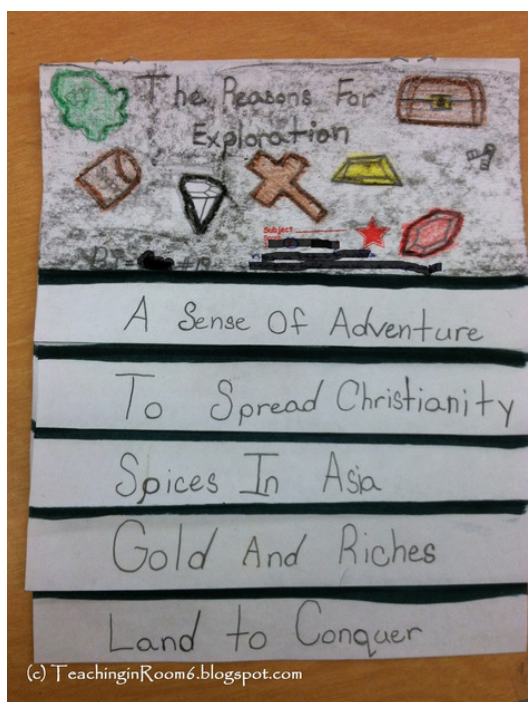
Play a Jeopardy game relating to Juan Ponce de Leon and his interaction with the Native American populations. Below are links to reading passages for the Timucua, Calusa and Ponce de Leon. After students have read the passages, divide them up into small groups and assign each group a different reading passage. Students can create questions and answers related to their assigned topic. With the Jeopardy Rocks site, you can create a game with up to 6 categories and 30 questions. For this activity, you can create 3 categories (Timucua, Calusa, Juan Ponce de Leon) with 5 questions each.

www.jeopardy.rocks/
bit.ly/thetimucua

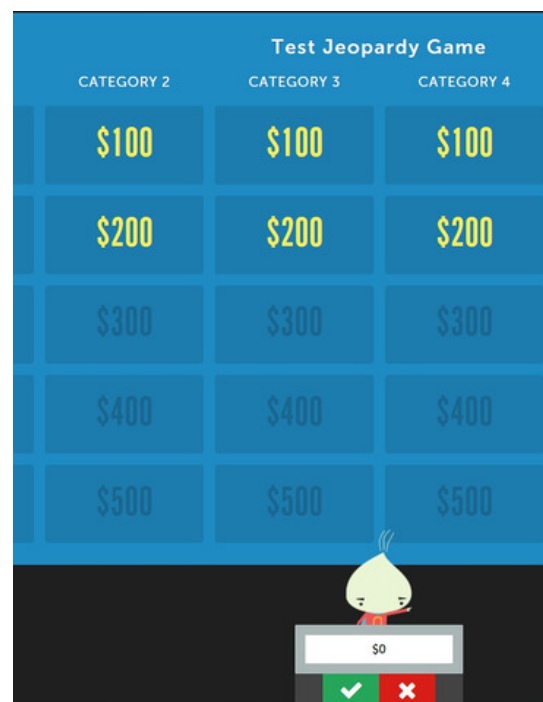
bit.ly/juanponcedeleon
bit.ly/thecalusa

Explorers Flip Book

Students can create a flip book per explorer with tabs for where they landed/explored, what they were seeking, the country they came from, etc. Or students can create a flip book for the reasons of exploration as done in the Teaching in Room 6 blog. Check out the blog here: bit.ly/2auwaBt



(c) TeachinginRoom6.blogspot.com



Standards & Websites

Standards & Descriptions

Possible Play Standards 3-5th Grade

TH.3.C.1.2 Watch a play and describe how the elements of light, costumes, props, and sound influence the mood of the production.

TH.3.H.1.1 Understand how cultural differences are expressed through character, environment, and theme.

TH.4.H.3.2 Compare a historical play with actual historical events.

TH.5.H.1.2 Participate in a performance to explore and celebrate a variety of human experiences.

Activity Standards 4th-5th Grade

SS.4.A.3.1 Identify explorers who came to Florida and the motivations for their expeditions.

SS.4.A.3.3 Identify the significance of St. Augustine as the oldest permanent European settlement in the United States.

SS.4.A.3.1 Identify explorers who came to Florida and the motivations for their expeditions.

SS.4.A.3.2 Describe causes and effects of European colonization on the Native American tribes of Florida.

SS.5.A.3.2 Investigate (nationality, sponsoring country, motives, dates and routes of travel, accomplishments) the European explorers.

LAFS.4.W.1.3 Write narratives to develop real or imagined experiences or events using effective technique, descriptive details, and clear event sequences. A. Orient the reader by establishing a situation and introducing a narrator and/or characters; organize an event sequence that unfolds naturally. B. Use dialogue and description to develop experiences and events or show the responses of characters to situations. C. Use a variety of transitional words and phrases to manage the sequence of events. D. Use concrete words and phrases and sensory details to convey experiences and events precisely. E. Provide a conclusion that follows from the narrated experiences or events.

LAFS.4.W.2.4 Produce clear and coherent writing in which the development and organization are appropriate to task, purpose, and audience. (Grade-specific expectations for writing types are defined in standards 1–3 above.)

LAFS.4.RI.1.3 Explain events, procedures, ideas, or concepts in a historical, scientific, or technical text, including what happened and why, based on specific information in the text.

LAFS.5.RI.3.9 Integrate information from several texts on the same topic in order to write or speak about the subject knowledgeably.

LAFS.5.W.1.3 Write narratives to develop real or imagined experiences or events using effective technique, descriptive details, and clear event sequences. A. Orient the reader by establishing a situation and introducing a narrator and/or characters; organize an event sequence that unfolds naturally. B. Use narrative techniques, such as dialogue, description, and pacing, to develop experiences and events or show the responses of characters to situations. C. Use a variety of transitional words, phrases, and clauses to manage the sequence of events. D. Use concrete words and phrases and sensory details to convey experiences and events precisely. E. Provide a conclusion that follows from the narrated experiences or events.

TH.4.H.3.3 Create an original story after listening to music or viewing a work of art.

Does not include possible standards from Activity Ideas - Instagram worksheet, iPad worksheet, Jeopardy and Explorers Flip Book.

Full Web Links

Le Moyne Images

<https://www.floridamemory.com/items/show/254215>

<https://www.floridamemory.com/items/show/254217>

<https://www.floridamemory.com/items/show/254315>

<https://www.floridamemory.com/items/show/254316>

<https://www.floridamemory.com/items/show/254216>

<https://www.floridamemory.com/items/show/254321>

Kahoot Game (Assessment Tool)

To Sign-Up

<https://getkahoot.com/>

To Access History Center Game

bit.ly/kahootgameleon

<https://play.kahoot.it/#/k/6ef7ebf2-5cdf-483b-b049-43e87c1a1e08>

Student Website

<http://kahoot.it>

Activity Ideas

Ipad Worksheet

<http://bit.ly/29WAF4Y>

<http://www.createteachshare.com/2016/05/social-studies-projects-for-end-of-year.html>

Flipbook

bit.ly/2auwaBt

<http://www.teachinginroom6.com/2012/12/here-be-dragons.html>

Jeopardy Game

<https://www.jeopardy.rocks/>

bit.ly/juanponcedeleon

http://fcit.usf.edu/florida/lessons/de_leon/de_leon1.pdf

bit.ly/thetimucua

<http://fcit.usf.edu/florida/lessons/timucua/timucua1.pdf>

bit.ly/thecalusa

<http://fcit.usf.edu/florida/lessons/calusa/calusa1.pdf>

Instagram Worksheet

<http://bit.ly/2anJsPQ>

https://drive.google.com/file/d/0B6sexMICX_L2d0Fxs3BIRIJSWDA/view