



# ORANGE COUNTY REGIONAL HISTORY CENTER

## TEACHER LESSON PLANS



**GRADES  
K - 1**

# Habitat Hullabaloo

## HISTORY ON THE GO

FOR MORE INFO, CONTACT AMANDA PARISH WALTERS,  
AT [AMANDA.PARISHWALTERS@OCFL.NET](mailto:AMANDA.PARISHWALTERS@OCFL.NET)  
OR CALL 407-836-8376.



# Habitats Lesson Plans

## CURRICULUM DESIGNED FOR YOU

Thank you for planning your History on the Go play with the Orange County Regional History Center! This packet includes activities that can be done before or after our visit and aligns with state standards.

The activities you'll find in here were created with you in mind! We know that your day is jam packed and it's sometimes hard to squeeze in time to meet social studies standards. That's why we incorporated activities that are interdisciplinary with other subjects such as language arts. We have also ensured many of the activities include the use of technology to keep in sync with the digital classroom initiative.

## TABLE OF CONTENTS

|                                   |   |
|-----------------------------------|---|
| FL Animals & Plants Activity..... | 2 |
| Assessment.....                   | 3 |
| Activity Ideas.....               | 4 |
| Standards and Websites.....       | 5 |

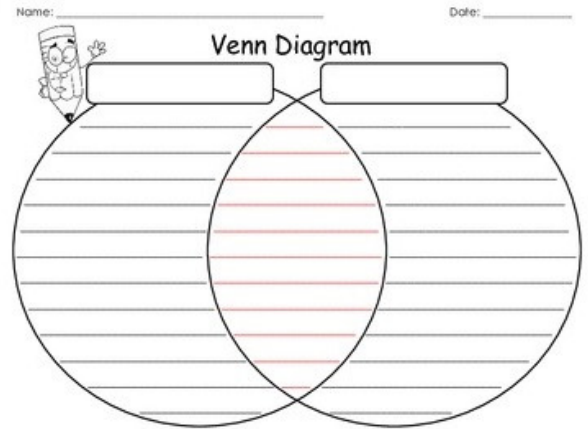
# FL Animals & Plants

## Standards

SC.1.L.16.4, SC.K.L.14.3 (See end of curriculum for full descriptions.)

## Materials

- Smartboard or computer to projector set-up
- Internet access
- Paper
- Paper, poster paper, OR Venn Diagram worksheet (link below)
- Crayons and/or markers
- Pencil
- Optional: printed materials to provide to students as research material in lieu of internet research or as a complement.



## Prep

- Select plants and animals to assign to students for comparing and contrasting. For pictures and descriptions of Florida plants, trees and flowers, visit: [bit.ly/2atYEIq](http://bit.ly/2atYEIq)
- Make copies of the Venn Diagram worksheet, one per student or group. Free download from Teachers Pay Teachers, available here: [bit.ly/2aD4JDO](http://bit.ly/2aD4JDO)
- View over video links at [www.discoverykids.com/category/animals/](http://www.discoverykids.com/category/animals/). There's many animal videos to choose from. Below are a few of our favorites that relate to animals you can find in Florida.

Crocodile - [bit.ly/2am6Fjk](http://bit.ly/2am6Fjk)

Manatee - [bit.ly/2aJzgmt](http://bit.ly/2aJzgmt)

Rattlesnake - [bit.ly/2acqbBz](http://bit.ly/2acqbBz)

Black Bear - [bit.ly/2au0Zmn](http://bit.ly/2au0Zmn)

Florida Animals - [bit.ly/2au0Zmn](http://bit.ly/2au0Zmn)

Baby Alligators - [bit.ly/2aHI9fL](http://bit.ly/2aHI9fL)

Alligator - [bit.ly/2atXJXV](http://bit.ly/2atXJXV)

## Directions

1. Assign students animals and plants. Students can compare and contrast plants and animals, animals and animals, or plants and plants.
2. View over the videos as a class. Students can take notes as they watch the videos.
3. Students will use the Internet to further research their animals and plants, and/or provide handouts with plant and animal information.
4. Students will compare and contrast their plant(s) and animal(s) in a Venn diagram. It can be done on paper, large poster paper or the downloadable worksheet.

# Assessment

## Interactive Quizzing Tool

Kahoot is a fun assessment tool that can utilize any device with internet access.

### Materials

- Devices with internet access (computer, cellphone, or tablet). Can use students own devices or classroom assigned tablets and/or computers.
- Smartboard or computer to projector hook-up.

### Prep

1. Create an account at [www.getkahoot.com](http://www.getkahoot.com)
2. Review how to play. We've created an example to show how you can incorporate images into questions for little learners who may not be able to read all the text yet (link below).  
[bit.ly/kahootexample](http://bit.ly/kahootexample)
3. Create an assessment.

### Directions

There's two ways you can play Kahoot with your students. If you feel your students are able to handle their own devices and play Kahoot traditionally, then follow the directions on the website.

If you feel it may be too complicated for your students to handle their own device, you can play the game in preview mode. The students will be able to see the questions and you'll be able to select their answers all from your computer or Smartboard. To play this way, follow the step-by-step instructions below.



**1. On your dashboard page, at the top left hand corner, click on My Kahoots.**







## 2. Click on the name of the assessment.

Created by me (2) My Favourites (0) Shared with me (0)

Search Title, subject, tag or username All audiences All Kahoots! Search

More actions ?


☐  **Cow and Horse Kahoot Example**  
by historycenter 21 minutes ago  
Quiz 2 questions Public

☐  **First Contact: La Florida**  
by historycenter 1 week ago  
Quiz 10 questions Public

More actions ?

## 3. Click on Preview.

Back

 Preview

**Cow and Horse Kahoot Example** Edit

Example of an assessment you can create for the Cow and Horse

Play Preview Favourite Duplicate

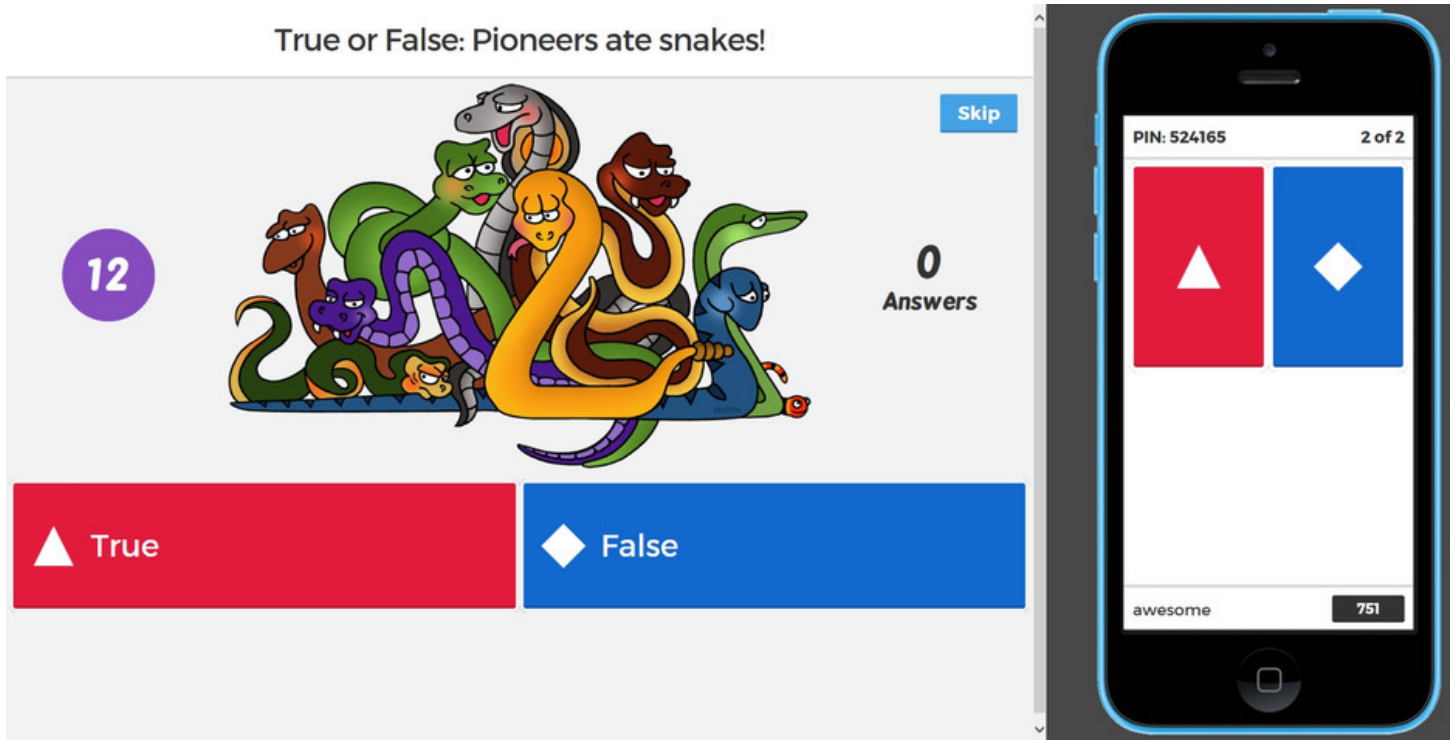
Share f t p g+ e

Or, copy & share this link: <https://play.kahoot.it/#/k/90525983-7497-40d5-ad0>

Visibility: Public Created: 29 minutes ago By: historycenter Audience: School Language:

2 Questions 2 Plays 2 Players 0 Favourites

This is the view you'll see on your Smartboard. Instead of students having a device to answer the questions, you'll click on the answers for them on the right hand side cell phone.



# Activity Ideas

## Florida Habitat Diorama

Create a Florida habitat using paper plates! For more diorama information, visit the First Grade Nest blog at: [bit.ly/2aJBNwy](http://bit.ly/2aJBNwy)

In the Habitat Hullabaloo show, Chompz and Bandit lived in a swamp. Students can create their own swamp or other Florida habitat.

To include Chompz, Bandit and Bunk Baxter (shown right) in their habitat, print the handout out here: [bit.ly/2aqkyOB](http://bit.ly/2aqkyOB)

For other clip art of animals, visit: [www.phillipmartin.info](http://www.phillipmartin.info)

## "Ipad" Worksheet

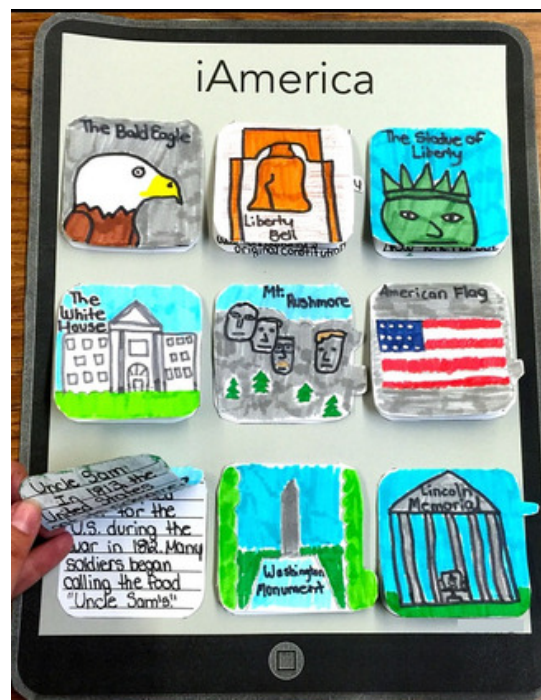


Inspired by technology, this paper "Ipad" activity, from Create Teach Share, is a great way to review material or serve as the medium for a small research project. Students can create symbols for their "apps" and provide information within the "app."

For a printable template, visit: [bit.ly/29WAF4Y](http://bit.ly/29WAF4Y)

## Instagram Worksheet

Students can share what they've learned with a fun Instagram inspired worksheet developed by Teach Create Motivate.

Available here:  
[bit.ly/2anJsPQ](http://bit.ly/2anJsPQ)



# Standards & Websites

## Standards & Descriptions

### Possible Show Standards

TH.K.C.2.1 Respond to a performance and share personal preferences about parts of the performance.

TH.K.H.3.1 Describe feelings related to watching a play.

TH.1.C.1.2 Draw a picture from a favorite story and share with the class why the scene was important to the story.

### Activity Standards

SC.K.L.14.3 observe plants and animals and how they are alike and different.

SC.1.L.16.4 Make observations that plants and animals closely resemble their parents but variations exist among individuals within a population.

*Does not include possible standards for Activity Ideas - Florida habitat diorama, Ipad worksheet and Instagram worksheet.*

## Full Web Links

### Discovery Kids Videos

<http://discoverykids.com/category/animals/>

<http://bit.ly/2am6Fjk>

<http://discoverykids.com/videos/dangerous-crocodile-nest/>

[bit.ly/2aJzgmt](http://bit.ly/2aJzgmt)

<http://discoverykids.com/videos/swimming-with-giants/>

[bit.ly/2au0HvS](http://bit.ly/2au0HvS)

<http://discoverykids.com/videos/can-a-rattlesnake-bite-through-its-own-jaw-dragon-tails/>

[bit.ly/2acqbBz](http://bit.ly/2acqbBz)

<http://discoverykids.com/videos/baby-black-bear-behind-the-adventure-breaking-trail-with-coyote-peterson/>

[bit.ly/2au0Zmn](http://bit.ly/2au0Zmn)

<http://discoverykids.com/videos/florida-atlantic-university-behind-the-adventure-breaking-trail-with-coyote-peterson/>

[bit.ly/2aHI9fL](http://bit.ly/2aHI9fL)

<http://discoverykids.com/videos/danger-of-baby-alligators-as-pets-breaking-trail-with-coyote-peterson/>

[bit.ly/2atXJXV](http://bit.ly/2atXJXV)

<http://discoverykids.com/videos/9-alligator-fun-facts-discovery-world-safari/>



## **Venn Diagram Worksheet**

<http://bit.ly/2aD4JDO>

<https://www.teacherspayteachers.com/Product/FREEBIE-Venn-Diagram-wlines-908461>

## **Florida's Plant Life**

<http://bit.ly/2atYEIq>

<https://www.swfwmd.state.fl.us/education/kids/dirty.php>

## **Florida Habitat Diorama**

[bit.ly/2aJBNwy](http://bit.ly/2aJBNwy)

<http://www.firstgradenest.com/2016/03/teaching-habitats-activities-and.html>

[bit.ly/2aqkyOB](http://bit.ly/2aqkyOB)

<https://drive.google.com/file/d/0B46noRWWyXRxM0sybHprb1hDMHM/view?usp=sharing>

## **Instagram Worksheet**

[Bit.ly/2anJsPQ](http://bit.ly/2anJsPQ)

[https://drive.google.com/file/d/0B6sexMICX\\_L2d0FxS3BIRIJSWDA/view](https://drive.google.com/file/d/0B6sexMICX_L2d0FxS3BIRIJSWDA/view)

## **Ipad Worksheet**

[bit.ly/2abWpLp](http://bit.ly/2abWpLp) (worksheet)

[bit.ly/29OKDII](http://bit.ly/29OKDII) (original website)

[https://drive.google.com/file/d/0B6sexMICX\\_L2d0FxS3BIRIJSWDA/view](https://drive.google.com/file/d/0B6sexMICX_L2d0FxS3BIRIJSWDA/view)

<https://www.bloglovin.com/blogs/iteach-third-13897747/using-social-media-to-assess-learning-4772621853>

## **Kahoot**

Teacher access

[www.getkahoot.com](http://www.getkahoot.com)

Student access

[www.kahoot.it](http://www.kahoot.it)