



# ORANGE COUNTY REGIONAL HISTORY CENTER

## TEACHER LESSON PLANS



# NATIVE AMERICANS

## HISTORY ON THE GO • TEACH-IN

FOR MORE INFO, CONTACT AMANDA PARISH WALTERS,  
AT [AMANDA.PARISHWALTERS@OCFL.NET](mailto:AMANDA.PARISHWALTERS@OCFL.NET)  
OR CALL 407-836-8376.



# Teach-In Lesson Plans

## CURRICULUM DESIGNED FOR YOU

Thank you for planning your Teach-In program with the Orange County Regional History Center! This packet includes activities that can be done before or after our visit and aligns with state standards.

The activities you'll find in here were created with you in mind! We know that your day is jam packed and it's sometimes hard to squeeze in time to meet social studies standards. That's why we incorporated activities that are interdisciplinary with other subjects such as language arts. We have also ensured many of the activities include the use of technology to keep in sync with the digital classroom initiative.

## TABLE OF CONTENTS

Seminole Story Cube Activity.....	2
Assessment.....	4
Activity Ideas.....	5
Standards and Websites.....	6

# Seminole Story Cube

## Standards

SS.2.A.1.1, LAFS.2.W.1.3, LAFS.SL.1.1 (see end of curriculum for full descriptions)

## Materials

- Internet access
- Smartboard or computer to projector hookup
- Cube handout (included)
- Glue stick
- Scissors
- Paper
- Pencil

## Prep

- Make copies of the Seminoles Story Cube, one per student.
- Put together a cube as an example for students to see.
- Review over the images. Images are the same as on the cube. The Florida Memory site provides background information on photographs.

Wrestling Alligators: [bit.ly/2axoy06](http://bit.ly/2axoy06)

Sewing Patchwork with a Sewing Machine: [bit.ly/2axpjGs](http://bit.ly/2axpjGs)

Seminole Indians and their Canoe: [bit.ly/2b2hw1L](http://bit.ly/2b2hw1L)

Billy Bowlegs Working his Cornfield: [bit.ly/2axoTA3](http://bit.ly/2axoTA3)

Seminoles Around a Fire: [bit.ly/2alglFH](http://bit.ly/2alglFH)

Tommy Tiger Giggling (fishing with a spear) from his Canoe: [bit.ly/2aQWSWn](http://bit.ly/2aQWSWn)

## Directions

1. As a class, analyze the images from Florida Memory. Discuss what is happening in each picture and how it provides insight into the life ways of the Seminole Indians.
2. Cut out and assemble the story cube.
3. Using the cube, students will write a narrative story. With each roll of the cube, students will write several sentences per image. Encourage students to use descriptive and transitional words.

Glue Under




Glue Under

Glue Under



Glue Under

Glue Under



Glue Under

Glue Under

# Assessment Tool

Create a fun game for students to play after our visit. Questions can focus on the Timucuan and Seminole ways of life and their interaction with the European explorers and the pioneers. This is a great activity for other subjects such as science and reading.

## Materials

- Internet access
- Smartboard or computer to projector hook-up

## Prep

- Create a Jeopardy Rocks account. It's free to use! <https://www.jeopardy.rocks/>
- Create a Jeopardy game based on the Teach-In content.

## Directions

1. Explain how the game works.
2. Play Jeopardy!





# Activity Ideas

## Native American Lap Book

Integrate Florida's Native American tribes like the Timucua, Seminoles, Calusa and Apalachee into your Native American unit with a lap book. For a more detailed look into the activity, visit the Book Units Teacher blog at: [bit.ly/29OLUPQ](http://bit.ly/29OLUPQ)

## Instagram Worksheet

Students can share what they've learned with a fun Instagram inspired worksheet developed by Teach Create Motivate. Available here: [bit.ly/2anJsPQ](http://bit.ly/2anJsPQ)

## Make Your Own Board Game


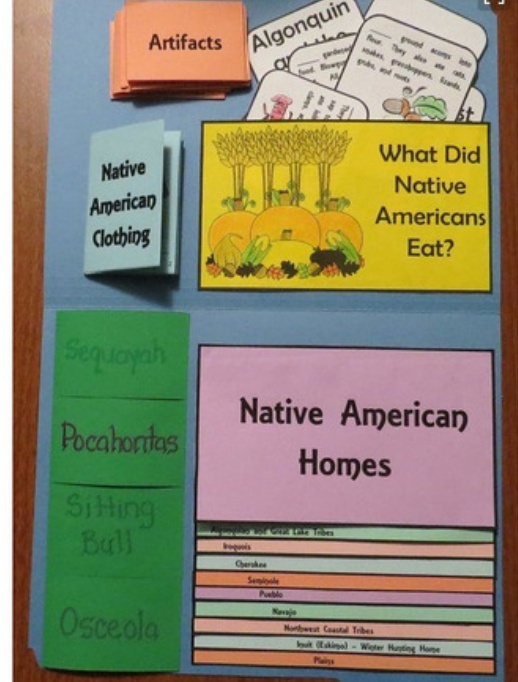
Have students create their own board games based on Florida history! Print a game board template from Tim's Printables here: [bit.ly/2avr2vU](http://bit.ly/2avr2vU)

## "Ipad" Worksheet

Inspired by technology, this paper "Ipad" activity, from Create Teach Share, is a great way to review material or serve as the medium for a small research project. Students can create symbols for their "apps" and provide information within the "app." For a printable template, visit: [bit.ly/29WAF4Y](http://bit.ly/29WAF4Y)

## UNO Card Game

Create your own version of UNO with a template that can be edited as a PDF. Download the template here: [bit.ly/2aKQoHj](http://bit.ly/2aKQoHj)



# Standards & Websites

## Standards & Descriptions

SS.2.A.1.1 Examine primary and secondary sources.

SS.2.A.2.1 Recognize that Native Americans were the first inhabitants in North America.

SS.2.A.2.2 Compare the cultures of Native American tribes from various geographic regions of the United States.

SS.2.A.2.3 Describe the impact of immigrants on the Native Americans.

LAFS.2.SL.1.1 Participate in collaborative conversations with diverse partners about grade 2 topics and texts with peers and adults in small and larger groups. A. Follow agreed-upon rules for discussions (e.g., gaining the floor in respectful ways, listening to others with care, speaking one at a time about the topics and texts under discussion). B. Build on others' talk in conversations by linking their comments to the remarks of others. C. Ask for clarification and further explanation as needed about the topics and texts under discussion.

LAFS.2.W.1.3 Write narratives in which they recount a well-elaborated event or short sequence of events, include details to describe actions, thoughts, and feelings, use temporal words to signal event order, and provide a sense of closure.

*Does not include possible standards from Activity Ideas - Native American lap book, Instagram worksheet, make your own board game, Ipad worksheet and UNO card game.*

## Full Web Links

### Story Cube Photographs

[bit.ly/2axoy06](http://bit.ly/2axoy06)

<https://www.floridamemory.com/items/show/4305>

[bit.ly/2axpjGs](http://bit.ly/2axpjGs)

<https://www.floridamemory.com/items/show/255944>

[bit.ly/2b2hw1L](http://bit.ly/2b2hw1L)

<https://www.floridamemory.com/items/show/164601>

[bit.ly/2axoTA3](http://bit.ly/2axoTA3)

<https://www.floridamemory.com/items/show/49709>

[bit.ly/2aIglFH](http://bit.ly/2aIglFH)

<https://www.floridamemory.com/items/show/35491>

[bit.ly/2aQWSWn](http://bit.ly/2aQWSWn)

<https://www.floridamemory.com/items/show/263247>

### Native American Lapbook

[bit.ly/29OLUPQ](http://bit.ly/29OLUPQ)

<http://bookunitteacher.com/wp/?p=826>

### **“Ipad” Worksheet**

[bit.ly/29WAF4Y](http://bit.ly/29WAF4Y)

<http://www.createteachshare.com/2016/05/social-studies-projects-for-end-of-year.html>

### **UNO Card Game**

[bit.ly/2aKQoHj](http://bit.ly/2aKQoHj)

<https://drive.google.com/file/d/0B46noRWWyXRxZjh6THdZMFNRRkE/view>

### **Make Your Own Board Game**

[bit.ly/2avr2vU](http://bit.ly/2avr2vU)

<http://www.timvandevall.com/wp-content/uploads/game-board-template.pdf>

### **Instagram Worksheet**

[bit.ly/2anJsPQ](http://bit.ly/2anJsPQ)

[https://drive.google.com/file/d/0B6sexMICX\\_L2d0FxS3BIRIJSWDA/view](https://drive.google.com/file/d/0B6sexMICX_L2d0FxS3BIRIJSWDA/view)