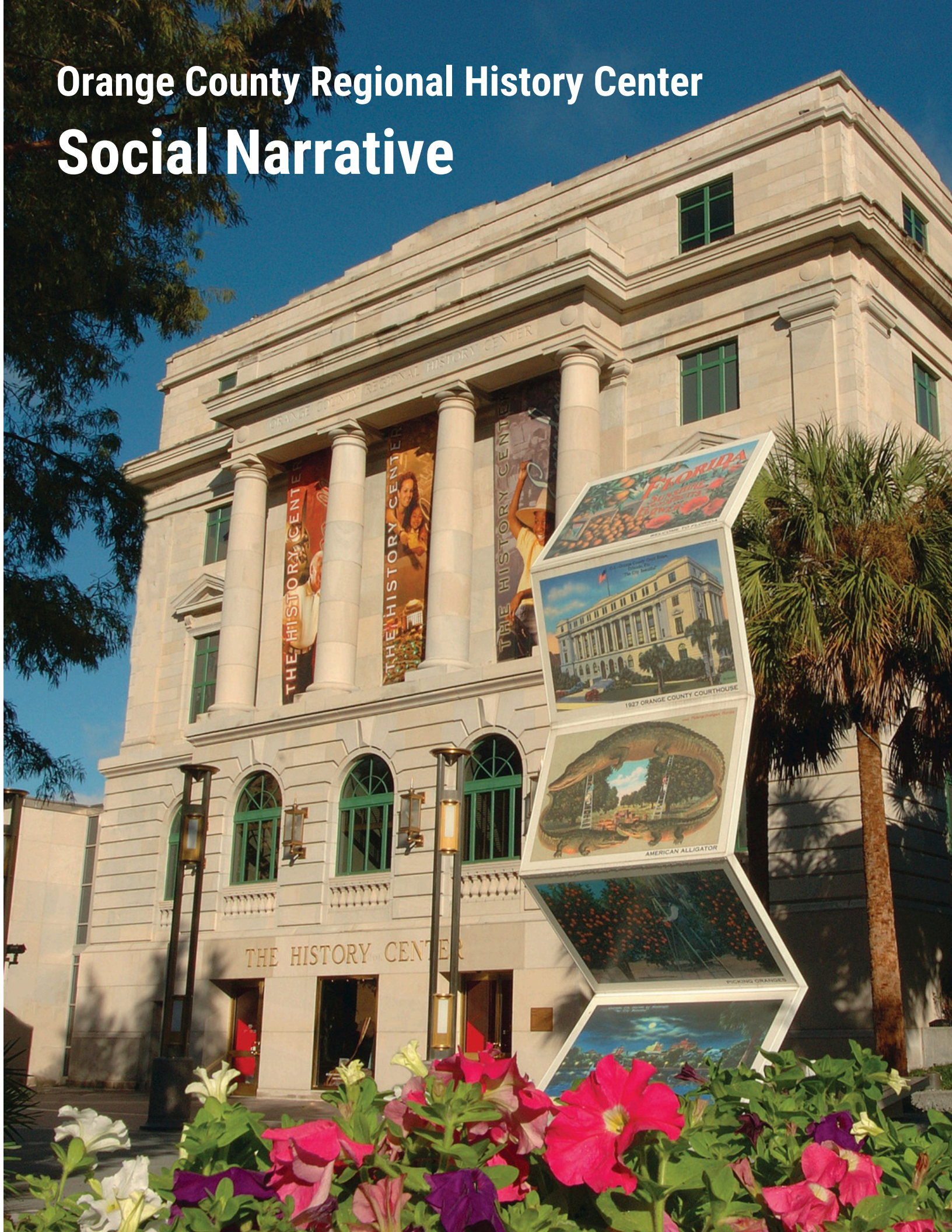


# Orange County Regional History Center Social Narrative



We are going to the Orange County Regional History Center. Inside the museum, there are artifacts, or objects from a long time ago that help us to learn about the past.

The museum is located at 65 East Central Boulevard in Orlando. When we first arrive at the museum, we will see a park with benches and alligator statues.

The temperature of the museum is around 70 degrees Fahrenheit. We may want to bring a jacket or sweater to stay warm.



When we enter, we will stop at the Front Desk to check in or buy our tickets. If there is a line at the desk, I may have to wait for a few minutes.


We can pick up a Museum Map at the Front Desk so we can plan where we will go and what we will see.

There are exhibits and artifacts on all four floors. We can use the stairs or the elevator to go to the other floors.

Some of the exhibits will be darker with the lights turned low. The exhibits may have different sounds or videos playing that can be loud.




People who work at the History Center can help us and answer our questions. Security Guards wear white shirts with a badge. We can also ask staff members wearing an Orange County I.D. Badge or a History Center nametag.



When we are in the museum, there are some things we can touch and some things we cannot. Some spaces will have cases or railings to protect the objects.



In the museum, there is a lot we can do and see.



We can see a model of a Shell Midden.



We can walk through a Pioneer cabin.



We can sit in a "Tin Can Tourist" car.



We can even sit in a model of the Mercury Space Capsule.



If I need a break or want to leave the museum, I will tell the adult I am with.

If I get hungry, we can eat our food in the park outside. We can buy snacks at the Front Desk.



If I need a bathroom break, there are restrooms located on all four floors of the Museum. The bathrooms have hand dryers that may make a loud noise. We can also use the paper towels that we can find on the sink.



If I need a quiet space for a break, we can use the Chapin Gallery on the 4th Floor.

Most areas of the museum are quiet. Sometimes the museum can be loud and crowded when there is a school field trip. If we want to visit when it is less crowded, we can come in the afternoons.



We can also visit the History Center for a Sensory Sunday program. On these days, lights and sounds in the museum will be modified, and there will be fewer crowds to help us have a fun museum experience.

On these days we will also see tables all around the museum with different hands-on activities and experiences. These will all include objects we can touch and use while we learn about history!

If we are visiting for a Sensory Sunday program and we need a space for a break, we can use the quiet room on the 3rd floor in the Education Hallway classroom. This room will have objects and toys I can use during my break.



When I am ready to leave, we will go back to the 1st Floor lobby where we entered.



If there are some things we did not see, we can come back another time, or we can look online.

[Here](#) are some activities we can do at home.

[thehistorycenter.org/education/historyathome/](http://thehistorycenter.org/education/historyathome/)

We can see when the next Sensory Sunday program is [here](#).

[thehistorycenter.org/events/](http://thehistorycenter.org/events/)